


# Den Building: Creating Imaginative Spaces Using Almost Anything

Den building is a fun and creative activity that can be enjoyed by children and adults of all ages. It's a great way to use your imagination and create your own private space. In this article, we'll provide you with some tips on how to build a den and some ideas for what to use to build it.



## Den Building: Creating Imaginative Spaces Using Almost Anything by Jane Hewitt

★★★★☆ 4.8 out of 5

Language : English  
Text-to-Speech : Enabled  
Enhanced typesetting : Enabled  
Word Wise : Enabled  
Print length : 146 pages  
File size : 14961 KB  
Screen Reader : Supported



## Tips for Building a Den

Here are a few tips to help you build a successful den:

- **Choose a location.** The best place to build a den is somewhere that is sheltered from the elements and has plenty of space. You may want to build your den in a backyard, park, or even inside your home.
- **Gather your materials.** You can use almost anything to build a den, but some common materials include blankets, pillows, chairs, and

cardboard boxes. You can also use natural materials like branches and leaves.


- **Start building.** Once you have your materials, it's time to start building your den. Be creative and use your imagination. There are no rules when it comes to den building.
- **Decorate your den.** Once you've built your den, it's time to decorate it. You can use anything you want to decorate your den, such as toys, books, and artwork.
- **Enjoy your den.** Once your den is complete, it's time to enjoy it. You can use your den for anything you want, such as reading, playing, or just relaxing.

## **Ideas for What to Use to Build a Den**

Here are a few ideas for what you can use to build a den:

- **Blankets and pillows.** Blankets and pillows are a great way to create a cozy and comfortable den. You can use them to build a fort, a cave, or even a castle.
- **Chairs.** Chairs can be used to create a more structured den. You can use them to build a house, a school, or even a spaceship.
- **Cardboard boxes.** Cardboard boxes are a great way to create a large and spacious den. You can use them to build a house, a castle, or even a whole city.
- **Natural materials.** Natural materials like branches and leaves can be used to create a more natural and rustic den. You can use them to build a treehouse, a fort, or even a shelter.

Den building is a fun and creative activity that can be enjoyed by people of all ages. It's a great way to use your imagination and create your own private space. So what are you waiting for? Get started building your own den today!



## Den Building: Creating Imaginative Spaces Using Almost Anything by Jane Hewitt

★★★★☆ 4.8 out of 5

Language : English  
Text-to-Speech : Enabled  
Enhanced typesetting : Enabled  
Word Wise : Enabled  
Print length : 146 pages  
File size : 14961 KB  
Screen Reader : Supported


FREE

DOWNLOAD E-BOOK



## World of Dead Volume Issue: An In-Depth Analysis

The World of Dead volume issue refers to a specific problem that has plagued users of the popular music player app since its release in 2017. The issue manifests...



## Hard Lessons Learned from ERP Rollouts: A Hivemind Network Experts' Perspective

Enterprise Resource Planning (ERP) systems are pivotal in streamlining business operations, enhancing productivity, and gaining a competitive edge....