


House Lessons: Renovating Life, One Room at a Time



House Lessons: Renovating a Life by Erica Bauermeister

★★★★☆ 4.5 out of 5

Language	: English
File size	: 11925 KB
Text-to-Speech	: Enabled
Enhanced typesetting	: Enabled
X-Ray for textbooks	: Enabled
Word Wise	: Enabled
Print length	: 240 pages
Screen Reader	: Supported
X-Ray	: Enabled



Renovating your home is a big project, but it can also be a rewarding one. It's a chance to make your home more beautiful, more functional, and more comfortable. But it's also a lot of work, and there are bound to be some bumps along the way.

I've been renovating my home for the past few years, and I've learned a lot along the way. Here are a few of the most important lessons I've learned:

1. Plan ahead

The most important thing you can do before starting a renovation project is to plan ahead. This means doing your research, getting permits, and creating a budget.

ng your research will help you make informed decisions about the materials and products you use. Getting permits will ensure that your renovation is up to code. And creating a budget will help you stay on track financially.

2. Be flexible

No matter how much planning you do, there are always going to be unexpected surprises when you're renovating your home. That's why it's important to be flexible and adaptable.

Be prepared to change your планы if necessary. And don't be afraid to ask for help from friends, family, or professionals.

3. Don't be afraid to make mistakes

Everyone makes mistakes when they're renovating their home. The important thing is to learn from your mistakes and move on.

Don't be too hard on yourself if you make a mistake. Just fix it and move on. And remember, the only way to learn is by making mistakes.

4. Enjoy the process

Renovating your home is a lot of work, but it can also be a lot of fun. Take the time to enjoy the process and appreciate the beauty of your home.

Don't be in a hurry to finish. Take your time and savor the experience. And when you're finished, you'll have a home that you're proud of.


Here are a few additional tips for renovating your home:

- Start small. Don't try to do too much at once. Start with a small project, like painting a room or replacing a fixture. This will help you get your

feet wet and learn the ropes.

- Set a budget and stick to it. It's easy to get carried away when you're renovating your home. But it's important to set a budget and stick to it. This will help you avoid overspending and getting into debt.
- Get help from friends and family. Renovating your home is a great way to bond with friends and family. Ask them for help with demolition, painting, or other tasks. This will make the project go faster and be more fun.
- Don't be afraid to ask for professional help. If you're not sure how to do something, don't be afraid to ask for professional help. This will save you time and money in the long run.
- Enjoy the process. Renovating your home is a lot of work, but it can also be a lot of fun. Take the time to enjoy the process and appreciate the beauty of your home.

Renovating your home is a big project, but it can also be a rewarding one. By following these tips, you can make the process go smoother and more enjoyable. And when you're finished, you'll have a home that you're proud of.



House Lessons: Renovating a Life by Erica Bauermeister

★★★★☆ 4.5 out of 5

Language	: English
File size	: 11925 KB
Text-to-Speech	: Enabled
Enhanced typesetting	: Enabled
X-Ray for textbooks	: Enabled
Word Wise	: Enabled
Print length	: 240 pages
Screen Reader	: Supported
X-Ray	: Enabled


FREE

DOWNLOAD E-BOOK



World of Dead Volume Issue: An In-Depth Analysis

The World of Dead volume issue refers to a specific problem that has plagued users of the popular music player app since its release in 2017. The issue manifests...



Hard Lessons Learned from ERP Rollouts: A Hivemind Network Experts' Perspective

Enterprise Resource Planning (ERP) systems are pivotal in streamlining business operations, enhancing productivity, and gaining a competitive edge....