


Learn How To Properly Freestyle And Rap

Freestyling and rapping are two of the most popular forms of musical expression. They allow you to express yourself and your creativity in a unique and personal way. If you're interested in learning how to freestyle and rap, there are a few things you need to do.

1. Learn the Basics

Before you can start freestyling and rapping, you need to learn the basics of music theory. This includes understanding concepts like rhythm, melody, and harmony. You also need to learn how to read and write music. Once you have a basic understanding of music theory, you can start practicing freestyling and rapping.



How To Rap: Learn How To Properly Freestyle And Rap.

by Jessie Ash

★★★★☆ 4.5 out of 5

Language : English
File size : 1219 KB
Text-to-Speech : Enabled
Screen Reader : Supported
Enhanced typesetting : Enabled
Print length : 17 pages
Lending : Enabled



2. Practice Freestyling

The best way to learn how to freestyle is to practice. Start by simply speaking your thoughts aloud. As you get more comfortable, you can start

to add music to your freestyles. You can also try freestyling with a group of friends or family members. This can be a great way to get feedback and improve your skills.

3. Practice Rapping

Once you've mastered freestyling, you can start practicing rapping. Rapping is similar to freestyling, but it requires you to write lyrics in advance. This can be a more challenging task, but it's also a great way to improve your writing skills.

4. Find Your Style

As you practice freestyling and rapping, you'll start to develop your own unique style. This is what will set you apart from other rappers. Your style will be influenced by your personality, your experiences, and your musical influences. Don't be afraid to experiment until you find a style that feels natural to you.


5. Get Feedback

Once you've developed your own style, it's important to get feedback from others. This can help you improve your skills and identify areas where you need to improve. You can get feedback from friends, family members, or other rappers. You can also post your freestyles and raps online and ask for feedback from other users.

6. Be Patient

Learning how to freestyle and rap takes time and practice. Don't get discouraged if you don't see results immediately. Just keep practicing and you'll eventually achieve your goals.

Freestyling and rapping are two great ways to express yourself and your creativity. If you're interested in learning how to do it, just follow the steps outlined in this article. With practice and dedication, you can become a skilled freestyler and rapper.



How To Rap: Learn How To Properly Freestyle And Rap.

by Jessie Ash


★★★★☆ 4.5 out of 5

Language : English
File size : 1219 KB
Text-to-Speech : Enabled
Screen Reader : Supported
Enhanced typesetting : Enabled
Print length : 17 pages
Lending : Enabled



World of Dead Volume Issue: An In-Depth Analysis

The World of Dead volume issue refers to a specific problem that has plagued users of the popular music player app since its release in 2017. The issue manifests...



Hard Lessons Learned from ERP Rollouts: A Hivemind Network Experts' Perspective

Enterprise Resource Planning (ERP) systems are pivotal in streamlining business operations, enhancing productivity, and gaining a competitive edge....