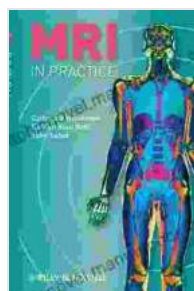


MRI in Practice: An Interview with Catherine Westbrook

What are the most exciting advances in MRI that you're seeing right now?

Catherine Westbrook: There are a number of exciting advances in MRI that are happening right now. One is the development of new MRI contrast agents. Contrast agents are used to enhance the visibility of certain tissues and organs on MRI images. The new contrast agents that are being developed are safer and more effective than the older ones, and they are allowing us to see more detail in MRI images.

Another exciting advance is the development of new MRI techniques. These new techniques are allowing us to image the body in new ways and to see things that we couldn't see before. For example, we can now use MRI to image the brain in real time, and we can use MRI to image the heart without using any contrast agents.



MRI in Practice by Catherine Westbrook

★★★★☆ 4.8 out of 5

Language : English
File size : 16056 KB
Text-to-Speech : Enabled
Screen Reader : Supported
Enhanced typesetting : Enabled
Print length : 404 pages
Lending : Enabled

FREE

DOWNLOAD E-BOOK



How are these advances being used to improve patient care?

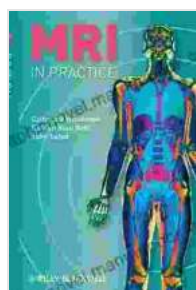
Catherine Westbrook: The advances in MRI are being used to improve patient care in a number of ways. For example, the new contrast agents are allowing us to diagnose diseases earlier and more accurately. The new MRI techniques are allowing us to see more detail in MRI images, which is helping us to better understand disease processes. And the new MRI techniques that are being developed are allowing us to image the body in new ways, which is opening up new possibilities for diagnosis and treatment.

What do you think the future of MRI holds?

Catherine Westbrook: The future of MRI is very bright. The advances that are being made in MRI are allowing us to see more detail in the body, which is leading to new discoveries about disease processes and new treatments. I believe that MRI will continue to play a major role in the diagnosis and treatment of disease for many years to come.

Thank you for your time, Dr. Westbrook.

Catherine Westbrook: You're welcome.



MRI in Practice by Catherine Westbrook

★★★★☆ 4.8 out of 5

Language : English

File size : 16056 KB

Text-to-Speech : Enabled

Screen Reader : Supported

Enhanced typesetting : Enabled

Print length : 404 pages

Lending : Enabled


FREE

DOWNLOAD E-BOOK



World of Dead Volume Issue: An In-Depth Analysis

The World of Dead volume issue refers to a specific problem that has plagued users of the popular music player app since its release in 2017. The issue manifests...



Hard Lessons Learned from ERP Rollouts: A Hivemind Network Experts' Perspective

Enterprise Resource Planning (ERP) systems are pivotal in streamlining business operations, enhancing productivity, and gaining a competitive edge....